

# Activity

REPORT

---



# HYPOSWISS ACTIVITY REPORT

## CONSOLIDATED KEY RESULTS IN 2019

Assets under management : CHF 5.2 bn

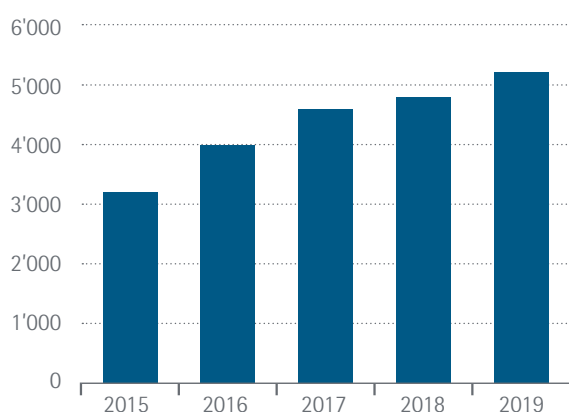
Operating revenue : CHF 56.9 mio

Shareholders equity : CHF 61.2 mio

Net profit : CHF 4.1 mio

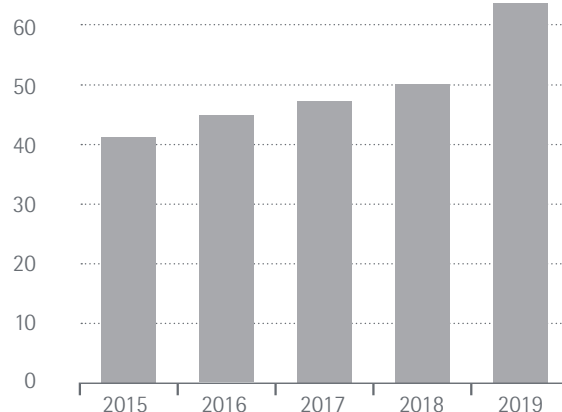
### Client assets

In million CHF



### Shareholders equity

In million CHF



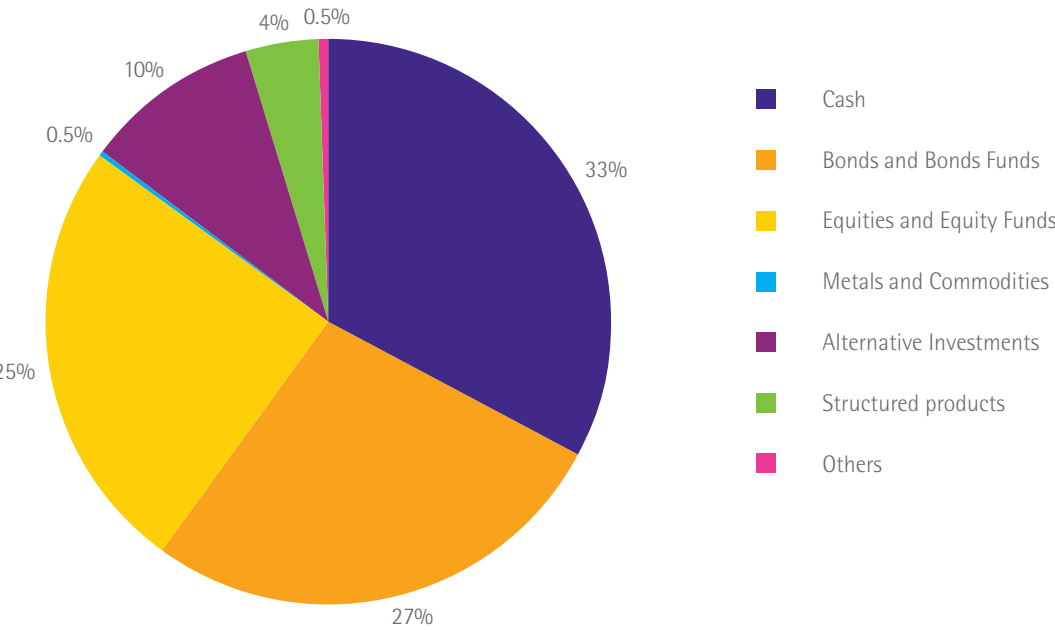
(CHF 1'000)	2015	2016	2017	2018	2019
Net profit	271	8'442	3'667	4'331	4'054
Operating result	1'384	2'127	4'787	5'917	15'737
Total operating income	32'559	34'855	39'905	45'497	56'898
Total operating expenses	28'355	30'228	32'353	35'487	38'116
Total balance sheet	533'941	737'559	721'125	707'701	823'659
Total assets under management	<b>3'164'165</b>	<b>3'980'216</b>	<b>4'618'299</b>	<b>4'754'026</b>	<b>5'176'573</b>
Shareholders' equity	41'151	44'857	47'196	50'118	61'180
Number of employees	75	89	95	103	109
Operating expenses / income ratio	87%	87%	81%	78%	77%
Ratio Tier 1	23,4%	20,9%	23,8%	30,1%	30,6%

\*Non audited numbers

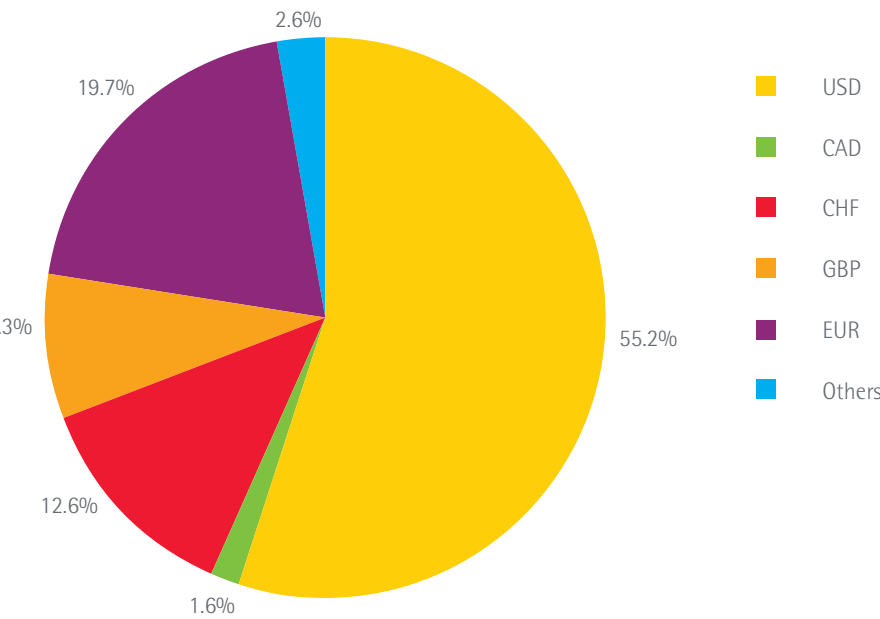
**HYPOSWISS GROUP**

**TOTAL CONSOLIDATED CLIENTS' ASSETS AT 31 DECEMBER 2019 : CHF 5.2 BILLION**

Asset allocation as at 31.12.2019



Currency allocation as at 31.12.2019



\*Non audited numbers

